



# DL1000-S11101

Dx1000

TIME-OF-FLIGHT SENSORS


**SICK**  
Sensor Intelligence.



## Ordering information

Type	part no.
DL1000-S11101	1075438

Other models and accessories → [www.sick.com/Dx1000](http://www.sick.com/Dx1000)



## Detailed technical data

## Features

<b>Measurement principle</b>	HDDM <sup>+</sup>
<b>Measuring range</b>	0.2 m ... 1,500 m, on "diamond grade" reflective tape <sup>1) 2) 3)</sup>
<b>Target</b>	Reflector
<b>Resolution</b>	0.001 mm ... 100 mm, adjustable <sup>4)</sup>
<b>Repeatability</b>	≥ 1 mm, See repeatability characteristic lines <sup>1) 5) 6) 7)</sup>
<b>Measurement accuracy</b>	Typ. ± 15 mm, See measurement accuracy diagram <sup>8)</sup>
<b>Response time</b>	3 ms ... 384 ms <sup>7)</sup>
<b>Measurement cycle time</b>	1 ms 4 ms 16 ms
<b>Output time</b>	≥ 1 ms <sup>9)</sup>
<b>Light source</b>	Infrared light (905 nm, measuring laser) Visible red light (650 nm, Adjustment aid)
<b>Laser class</b>	1, even with simultaneous operation of measurement and alignment laser (IEC 60825-1:2014, EN 60825-1:2014)
<b>Typ. light spot size (distance)</b>	5 mm x 20 mm (at 1 m) <sup>10)</sup> 20 mm x 20 mm (at 5 m) <sup>10)</sup> 35 mm x 25 mm (at 10 m) <sup>10)</sup> 150 mm x 50 mm (at 50 m) <sup>10)</sup>

<sup>1)</sup> With max. ambient light 100 kLux sunlight.

<sup>2)</sup> See measuring range diagram.

<sup>3)</sup> Dependent on reflector size and measuring cycle time.

<sup>4)</sup> Data interface resolution.

<sup>5)</sup> Statistical error 1  $\sigma$ , environmental conditions constant, min. warm-up time > about 15 min.

<sup>6)</sup> On "diamond grade" reflective tape.

<sup>7)</sup> Dependent on selected filter settings and measuring cycle time.

<sup>8)</sup> At T = +23 °C and after warm-up time > about 15 min.

<sup>9)</sup> Depending on interface used.

<sup>10)</sup> See light spot size diagram.

<sup>11)</sup> Measuring laser.

	290 mm x 80 mm (at 100 m) <sup>10)</sup> 4,200 mm x 920 mm ( $\geq 1,500$ mm) <sup>10)</sup>
<b>Filter</b>	Rain and snow filter Fog filter Moving average distance value Kalman filter Moving average speed value
<b>Additional function</b>	Selection of relevant distance and signal level range Selection of first or last echo in selected distance and signal level range
<b>Average laser service life (at 25 °C)</b>	100,000 h <sup>11)</sup>
<b>Max. movement speed</b>	128 m/s
<b>Safety-related parameters</b>	
	MTTF <sub>D</sub> 101 years
	DC <sub>avg</sub> 0%

<sup>1)</sup> With max. ambient light 100 kLux sunlight.

<sup>2)</sup> See measuring range diagram.

<sup>3)</sup> Dependent on reflector size and measuring cycle time.

<sup>4)</sup> Data interface resolution.

<sup>5)</sup> Statistical error 1  $\sigma$ , environmental conditions constant, min. warm-up time > about 15 min.

<sup>6)</sup> On "diamond grade" reflective tape.

<sup>7)</sup> Dependent on selected filter settings and measuring cycle time.

<sup>8)</sup> At T = +23 °C and after warm-up time > about 15 min.

<sup>9)</sup> Depending on interface used.

<sup>10)</sup> See light spot size diagram.

<sup>11)</sup> Measuring laser.

## Interfaces

<b>Ethernet</b>	✓ , TCP/IP
Function	Parameterization, output of measurement data
Data transmission rate	10/100 MBit/s
<b>Serial</b>	✓ , RS-422
Remark	Switchable to SSI
Function	Parameterization, output of measurement data
<b>SSI</b>	✓
Remark	Switchable to RS-422
Function	Output of measurement data
<b>Inputs/outputs</b>	
In1/Q1	Digital input, digital output (Switchable)
QA/Q2	Analog output, digital output (Switchable)
Q <sub>3</sub>	Digital output
Q <sub>4</sub>	Digital output
In <sub>2</sub>	Digital input
<b>Digital input</b>	Internal pull-down circuitHIGH switching voltage: min. 13 V ... max. supply voltageLOW switching voltage: max. 5 Vswitching functions: deactivate measuring laser, activate alignment laser, preset

<sup>1)</sup> Short-circuit protected, switching voltage U<sub>V</sub> - 4 V.

<sup>2)</sup> Internal pull-down switching, switching voltage HIGH: min. 13 V ... max. supply voltage, switching voltage LOW: max. 5 V.

<sup>3)</sup> Max. load = (U<sub>V</sub> - 7 V) / 21.5 mA.

<b>Digital output</b>		
Number	2 ... 4 <sup>1) 2)</sup>	
Type	Push-pull: PNP/NPN	
Maximum output current $I_A$	$\leq 100$ mA	
<b>Analog output</b>		
Number	1	
Type	Current output	
Current	4 mA ... 20 mA <sup>3)</sup>	
Resolution	16 bit	

<sup>1)</sup> Short-circuit protected, switching voltage  $U_V$  - 4 V.

<sup>2)</sup> Internal pull-down switching, switching voltage HIGH: min. 13 V ... max. supply voltage, switching voltage LOW: max. 5 V.

<sup>3)</sup> Max. load =  $(U_V - 7 \text{ V}) / 21.5 \text{ mA}$ .

## Electronics

<b>Supply voltage <math>U_B</math></b>	DC 18 V ... 30 V, reverse polarity protected
<b>Power consumption</b>	$\leq 22$ W, With heating switched off <sup>1)</sup> $\leq 35$ W, With heating switched on <sup>1)</sup>
<b>Ripple</b>	$\leq 5$ V <sub>pp</sub> <sup>2)</sup>
<b>Initialization time</b>	> 15 s
<b>Indication</b>	Graphical, resistive touch display, status LEDs
<b>Enclosure rating</b>	IP65 <sup>3)</sup> IP67 <sup>3)</sup>
<b>Protection class</b>	III (EN 61140)

<sup>1)</sup> With external load.

<sup>2)</sup> May not fall short of or exceed  $V_S$  tolerances.

<sup>3)</sup> When plugged in with a suitable mating connector.

## Mechanics

<b>Dimensions (W x H x D)</b>	84 mm x 104.4 mm x 140.5 mm
<b>Housing material</b>	Metal (Aluminum alloy (AlSi12))
<b>Window material</b>	Glass
<b>Weight</b>	980 g
<b>Connection type</b>	Round connector M12 x 1

## Ambient data

<b>Ambient temperature, operation</b>	-40 °C ... +55 °C <sup>1)</sup> -40 °C ... +95 °C, operation with cooling case
<b>Ambient temperature, storage</b>	-40 °C ... +75 °C
<b>Max. rel. humidity (not condensing)</b>	$\leq 95$ %
<b>Effect of air pressure</b>	0.3 ppm/hPa
<b>Effect of air temperature</b>	-1 ppm/K
<b>Temperature drift</b>	Typ. 0.25 mm/K
<b>Typ. Ambient light immunity</b>	$\leq 100,000$ lx

<sup>1)</sup> At a temperature of -40 °C, a warm-up time of typ. 20 minutes is required (when supply voltage  $V_S = 24$  V).

<b>Mechanical load</b>	Shock: 30 g / 6 ms according to DIN EN 60068-2-27 (Ea), 6 axes Continuous shock: 25 g / 6 ms according to DIN EN 60068-2-27 (fatigue), 500 shocks, 6 axes
------------------------	--

<sup>1)</sup> At a temperature of -40 °C, a warm-up time of typ. 20 minutes is required (when supply voltage  $V_s = 24$  V).

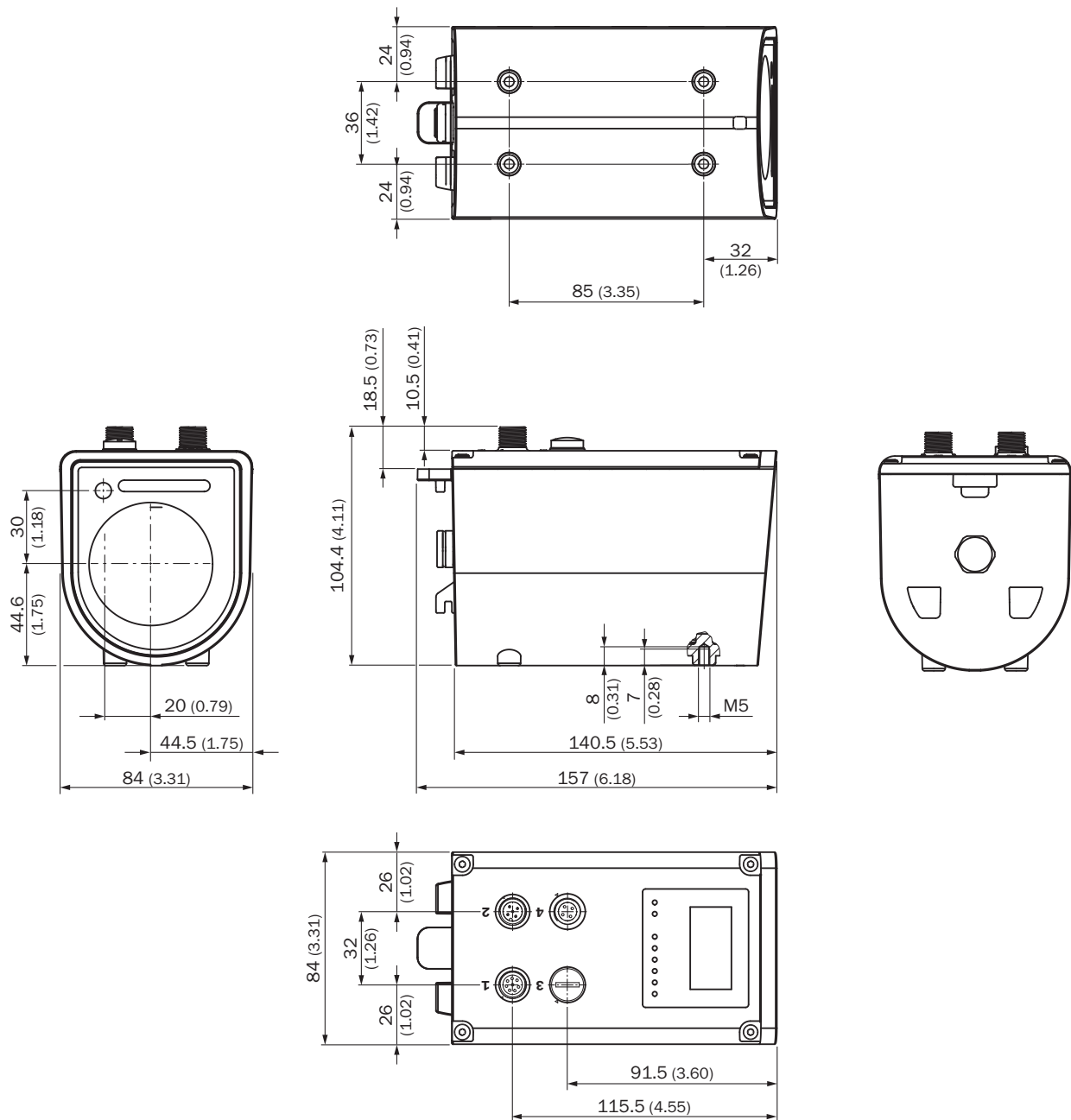
## Certificates

<b>EU declaration of conformity</b>	✓
<b>UK declaration of conformity</b>	✓
<b>ACMA declaration of conformity</b>	✓
<b>Moroccan declaration of conformity</b>	✓
<b>China-RoHS</b>	✓
<b>cULus certificate</b>	✓
<b>Information according to Art. 3 of Data Act (Regulation EU 2023/2854)</b>	✓

## Classifications

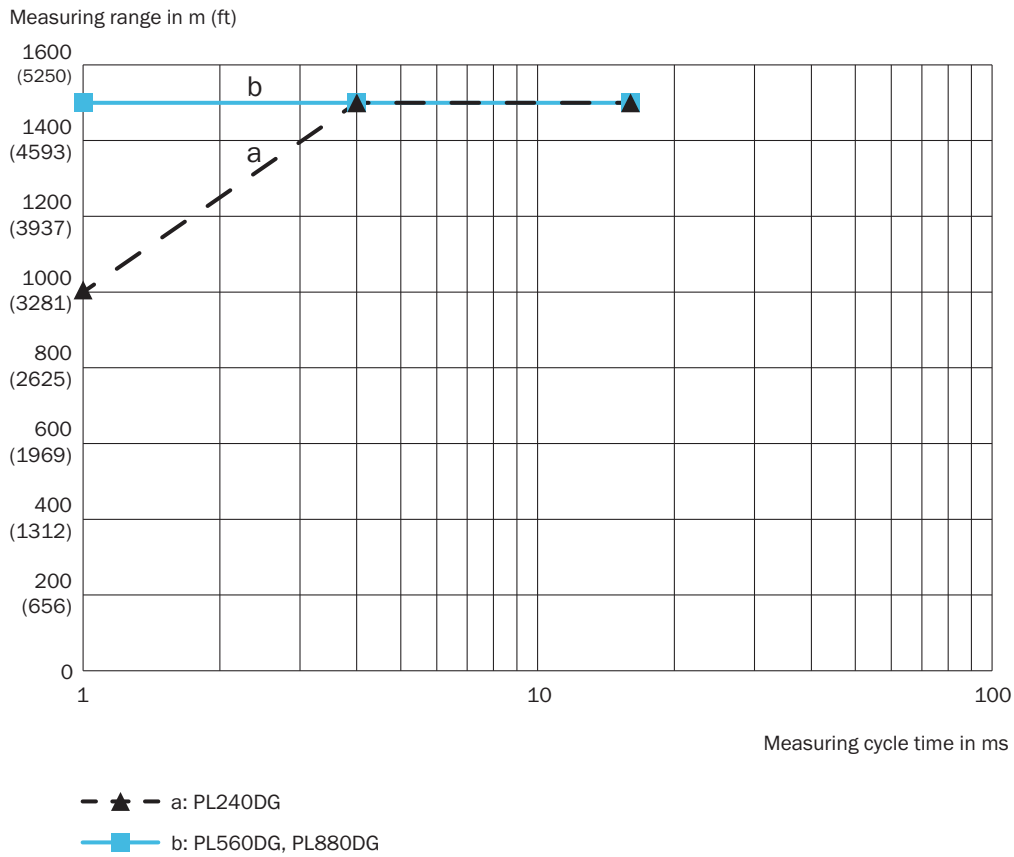
<b>ECLASS 5.0</b>	27270801
<b>ECLASS 5.1.4</b>	27270801
<b>ECLASS 6.0</b>	27270801
<b>ECLASS 6.2</b>	27270801
<b>ECLASS 7.0</b>	27270801
<b>ECLASS 8.0</b>	27270801
<b>ECLASS 8.1</b>	27270801
<b>ECLASS 9.0</b>	27270801
<b>ECLASS 10.0</b>	27270801
<b>ECLASS 11.0</b>	27270801
<b>ECLASS 12.0</b>	27270916
<b>ETIM 5.0</b>	EC001825
<b>ETIM 6.0</b>	EC001825
<b>ETIM 7.0</b>	EC001825
<b>ETIM 8.0</b>	EC001825
<b>UNSPSC 16.0901</b>	41111613

### Dimensional drawing

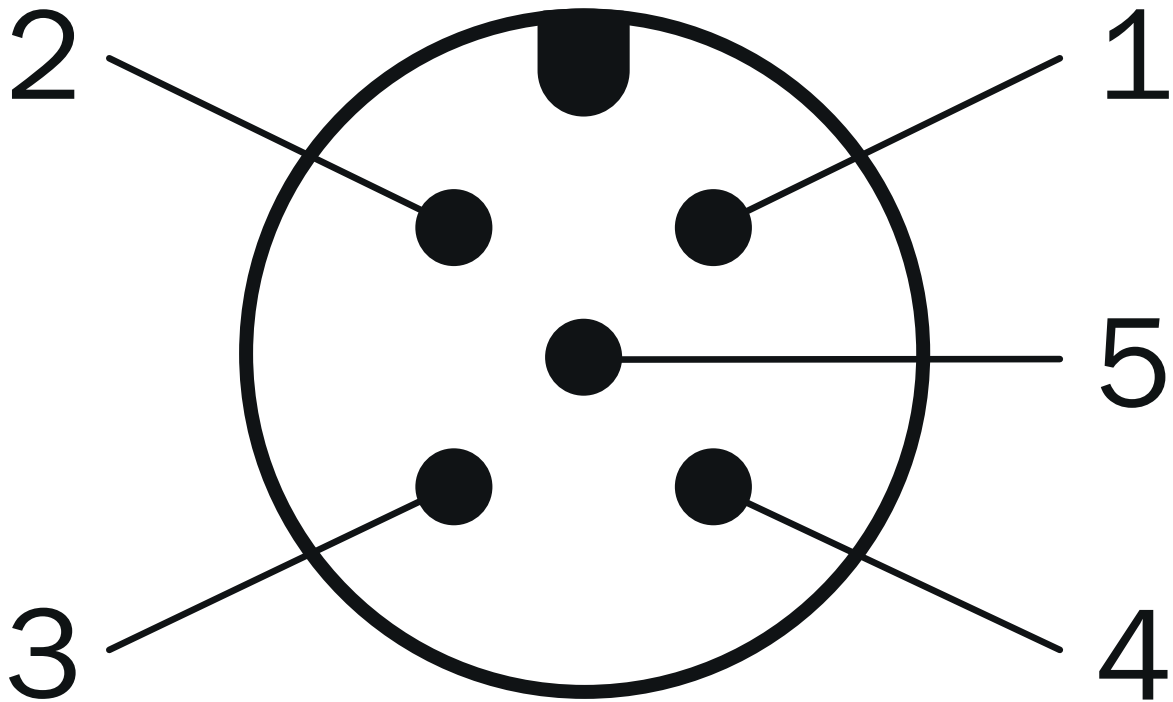


Dimensions in mm (inch)

## Working range diagram DL1000 measuring range based on measurement cycle time and reflector type



## Connection type Connection 2: Auxiliary

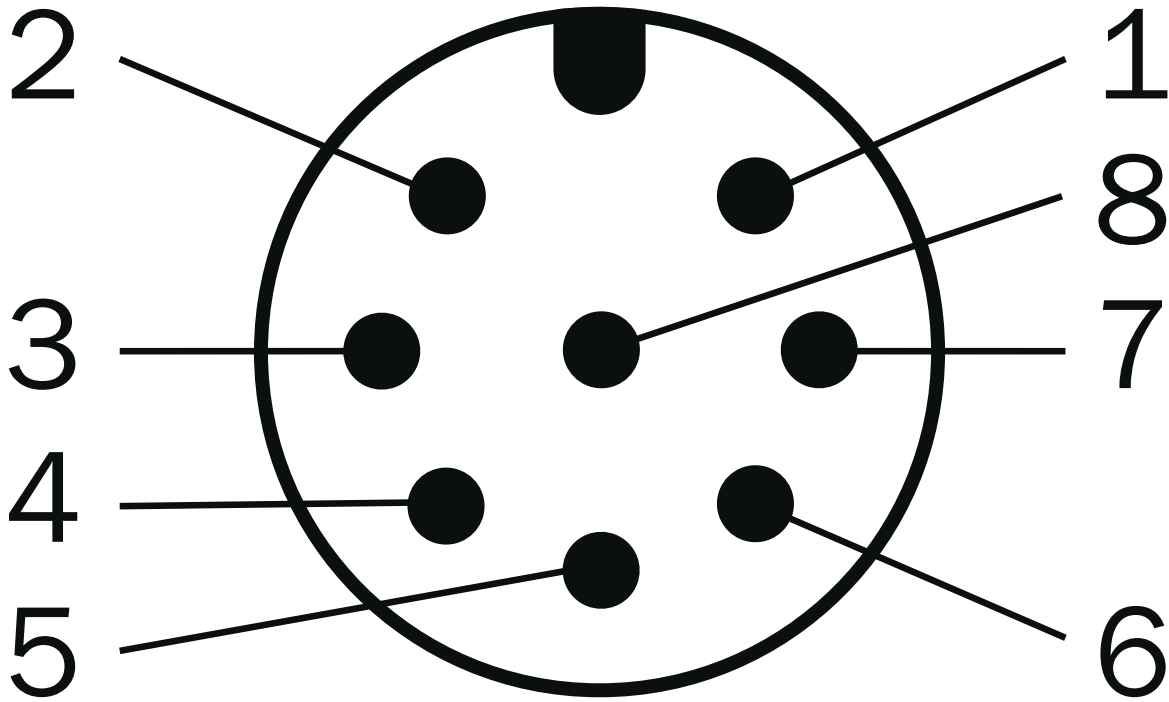


Connector M12, 5-pin, A-coded

- ① nc
- ② Q<sub>3</sub>
- ③ nc
- ④ Q<sub>4</sub>
- ⑤ In<sub>2</sub>



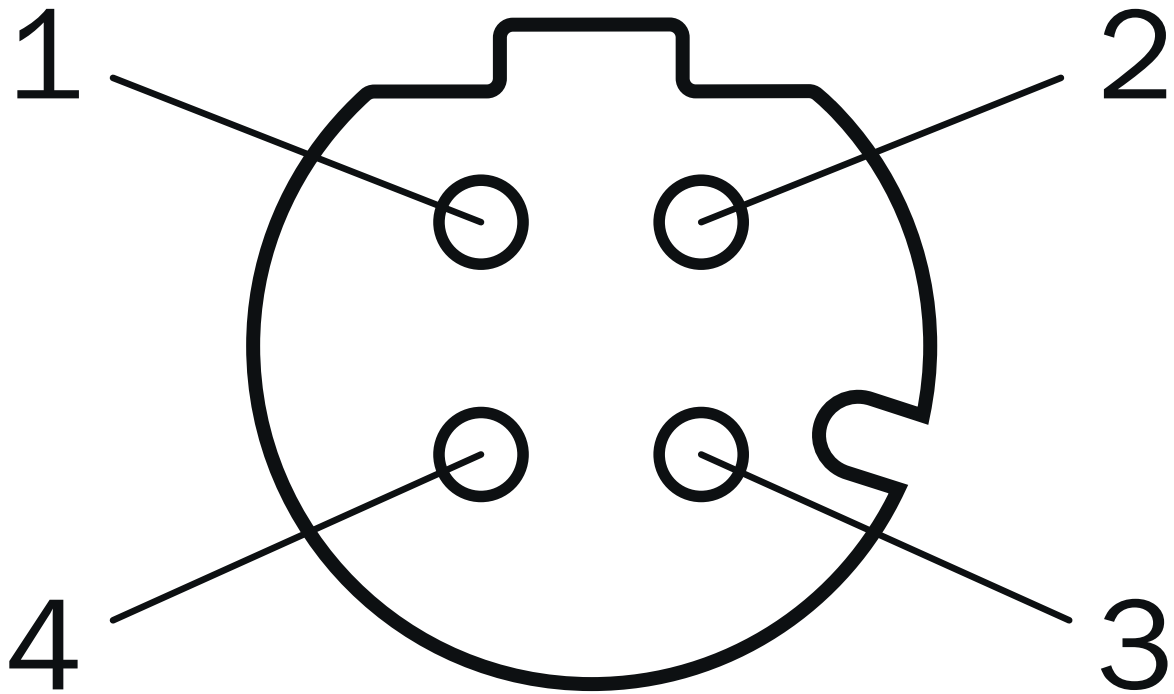
PIN assignment Connection 1: power, RS-422/SSI, Q1/In1, Q2/QA



Connector M12, 8-pin, A-coded

- ① Q1/In1
- ② L+
- ③ RX-/CLK-
- ④ RX+/CLK+
- ⑤ TX-/Data-
- ⑥ TX+/Data+
- ⑦ M
- ⑧ Q2/QA

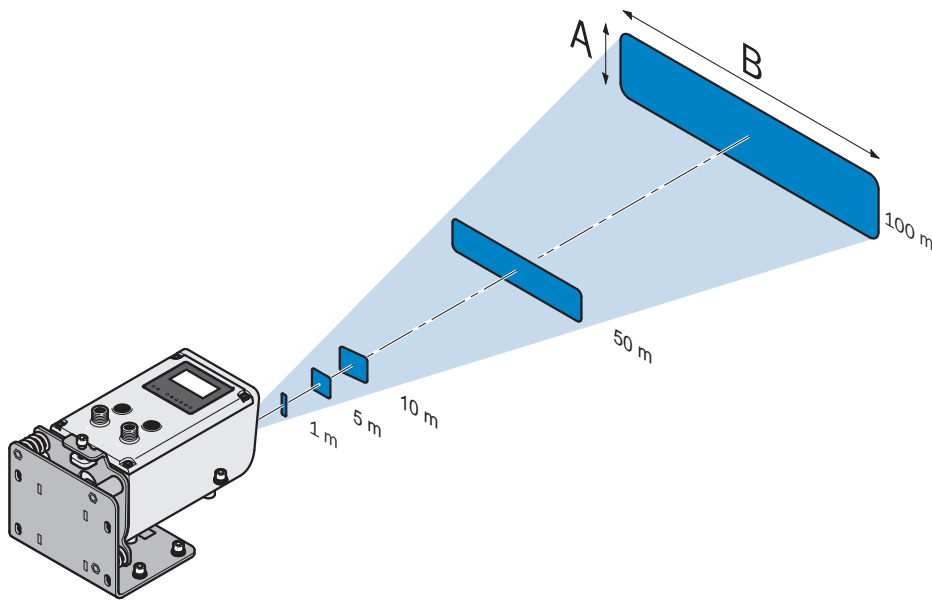
## PIN assignment Connection 4: Ethernet



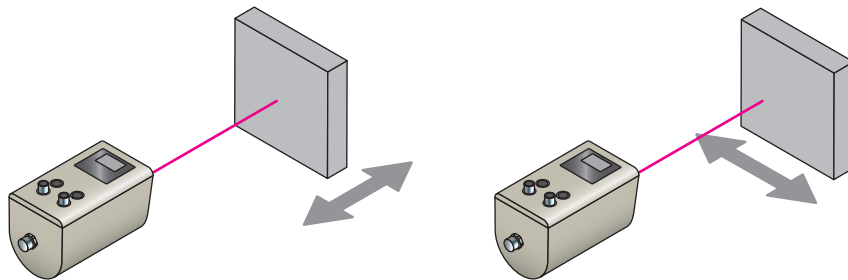
M12 female connector, 4-pin, D-coded

- ① TX+
- ② RX+
- ③ TX-
- ④ RX-

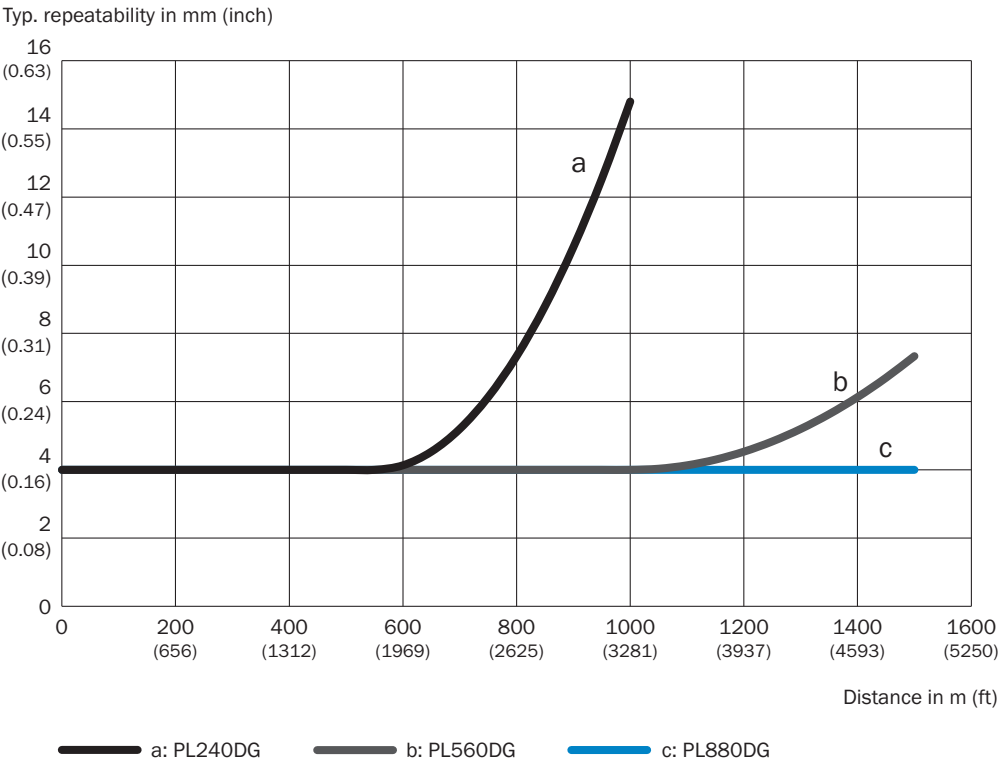
## Light spot size



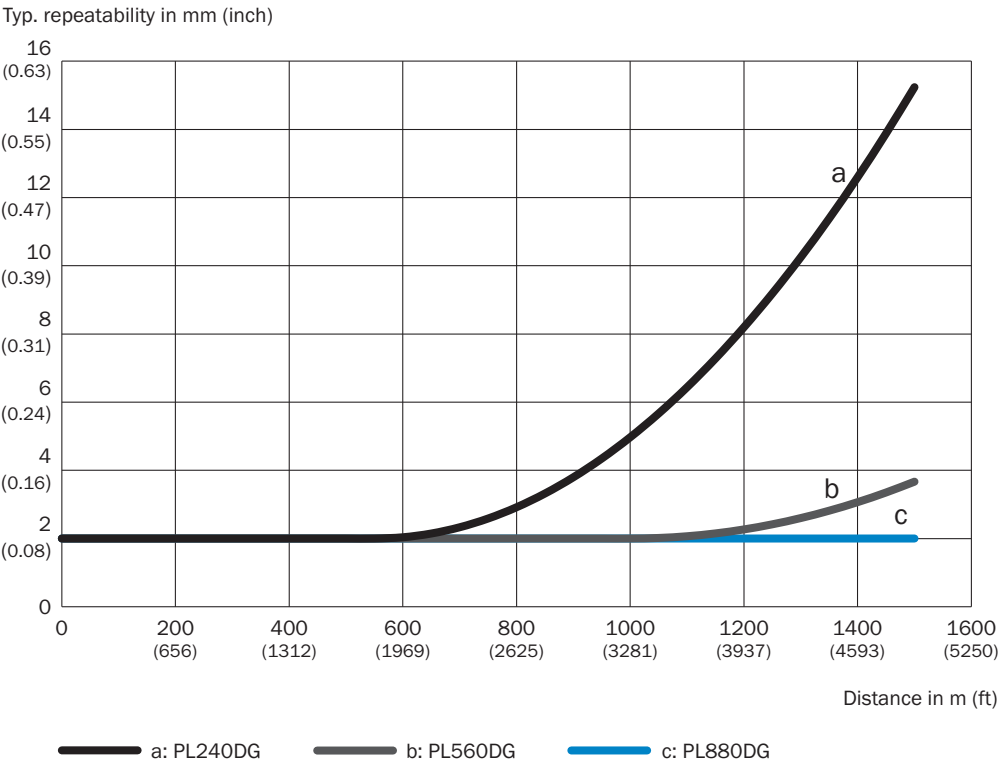
## Functional principle



Repeatability DL1000 for various reflector types, with 1 ms measurement cycle time

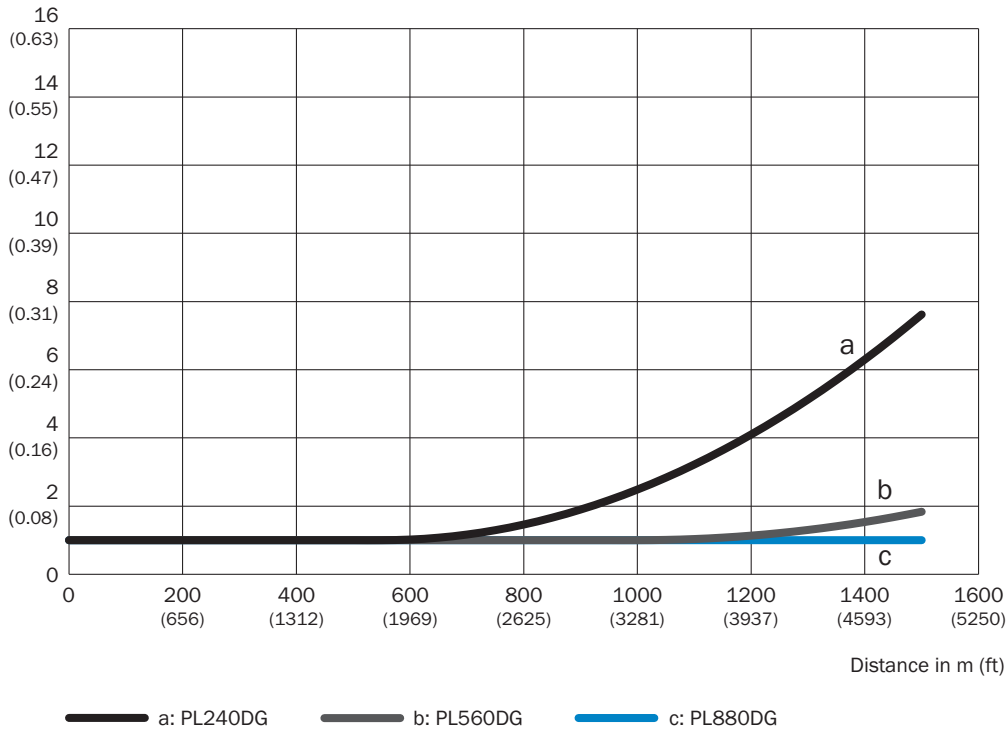


Repeatability DL1000 for various reflector types, with 4 ms measurement cycle time

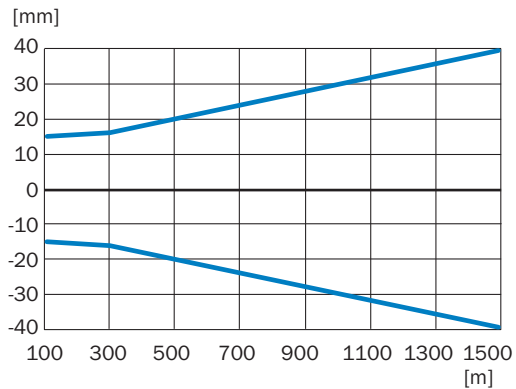


## Repeatability DL1000 for various reflector types, with 16 ms measurement cycle time

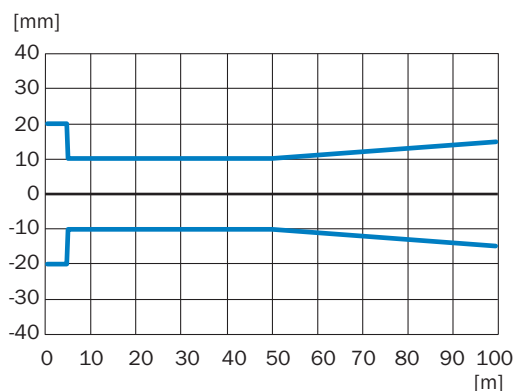
Typ. repeatability in mm (inch)



## Measurement accuracy Typically DL1000, x-axis: Distance, y-axis: Typical measurement accuracy







Measurement accuracy Typically DL1000, x-axis: Distance, y-axis: Typical measurement accuracy



## Recommended accessories

Other models and accessories → [www.sick.com/Dx1000](http://www.sick.com/Dx1000)

	Brief description	Type	part no.
device protection and care			
	<ul style="list-style-type: none"> <li><b>Description:</b> Can be opened upward without tools. Conductor for connections on the back. Due to space constraints, connecting cables with 90° angled, pre-assembled male connectors/female connectors are required.</li> <li><b>Items supplied:</b> Weatherproof housing (BEF-AH-DX1000, tube for weatherproof housing and rain cover for protective housing are not included with delivery)</li> </ul>	Weather-proof housing	2087690
connectors and cables			
	<ul style="list-style-type: none"> <li><b>Connection type head A:</b> Female connector, M12, 8-pin, angled</li> <li><b>Connection type head B:</b> Flying leads</li> <li><b>Signal type:</b> RS-422, SSI</li> <li><b>Cable:</b> 10 m, 8-wire, PUR, halogen-free</li> <li><b>Description:</b> RS-422, shielded SSI</li> </ul>	YG2A68-100XXXXLECX	6051482
Mounting systems			
	<ul style="list-style-type: none"> <li><b>Description:</b> Alignment bracket for mounting and precise alignment of the sensor in a horizontal and vertical direction</li> <li><b>Material:</b> Stainless steel</li> <li><b>Details:</b> Stainless steel</li> <li><b>Items supplied:</b> Mounting hardware included</li> </ul>	BEF-AH-DX1000	2080392
reflectors and optics			
	<ul style="list-style-type: none"> <li><b>Description:</b> Reflector plate, "diamond grade" reflective tape, 665 mm x 665 mm, base plate material: aluminum, screw connection</li> <li><b>Ambient operating temperature:</b> -25 °C ... +65 °C</li> </ul>	PL560DG	1016806

## SICK AT A GLANCE

SICK is one of the leading manufacturers of intelligent sensors and sensor solutions for industrial applications. A unique range of products and services creates the perfect basis for controlling processes securely and efficiently, protecting individuals from accidents and preventing damage to the environment.

We have extensive experience in a wide range of industries and understand their processes and requirements. With intelligent sensors, we can deliver exactly what our customers need. In application centers in Europe, Asia and North America, system solutions are tested and optimized in accordance with customer specifications. All this makes us a reliable supplier and development partner.

Comprehensive services complete our offering: SICK LifeTime Services provide support throughout the machine life cycle and ensure safety and productivity.

For us, that is “Sensor Intelligence.”

## WORLDWIDE PRESENCE:

Contacts and other locations –[www.sick.com](http://www.sick.com)