



# FX3-CPU000000

Flexi Soft

**SAFETY CONTROLLERS**


**SICK**  
Sensor Intelligence.



### Ordering information

Type	part no.
FX3-CPU000000	1043783

Other models and accessories → [www.sick.com/Flexi\\_Soft](http://www.sick.com/Flexi_Soft)



### Detailed technical data

#### Features

<b>Module</b>	Main module
<b>Configuration method</b>	Via software (Flexi Soft Designer, Safe EFI-pro System: Safety Designer)
<b>Note</b>	The system plug has to be ordered separately. For details, see "Accessories".
<b>Items supplied</b>	Main module without system plug Safety instruction Operating instructions for download

#### Safety-related parameters

<b>Safety integrity level</b>	SIL 3 (IEC 61508)
<b>Category</b>	Category 4 (EN ISO 13849)
<b>Performance level</b>	PL e (EN ISO 13849)
<b>PFH<sub>D</sub> (mean probability of a dangerous failure per hour)</b>	$1.07 \times 10^{-9}$ (EN ISO 13849)
<b>T<sub>M</sub> (mission time)</b>	20 years (EN ISO 13849)

#### Interfaces

<b>System connection</b>	System plug <sup>1)</sup>
<b>Number of EFI interfaces</b>	0
<b>Connection type</b>	Plug-in spring terminals
<b>Configuration and diagnostics interface</b>	RS-232 (M8 female connector, 4-pin)

<sup>1)</sup> The system plug has to be ordered separately. For details, see "Accessories".

#### Electronics

<b>Protection class</b>	III (EN 61140)
<b>Type of voltage supply</b>	PELV or SELV <sup>1)</sup>

<sup>1)</sup> The current of the power supply that powers the main unit must be limited to a maximum of 4 A, either through the power supply itself or a fuse.

<b>Supply voltage <math>V_s</math></b>	24 V DC (16.8 V DC ... 30 V DC)
<b>Internal power consumption</b>	$\leq 2.5$ W
<b>Overvoltage category</b>	II (EN 61131-2)
<b>Switch-on time</b>	$\leq 18$ s

<sup>1)</sup> The current of the power supply that powers the main unit must be limited to a maximum of 4 A, either through the power supply itself or a fuse.

## Mechanics

<b>Dimensions (W x H x D)</b>	22.5 mm x 96.5 mm x 120.6 mm
<b>Weight</b>	111 g ( $\pm 5$ %)

## Ambient data

<b>Enclosure rating</b>	IP20 (EN 60529)
<b>Ambient operating temperature</b>	-25 °C ... +55 °C
<b>Storage temperature</b>	-25 °C ... +70 °C
<b>Air humidity</b>	$\leq 95$ %, Non-condensing

## Certificates

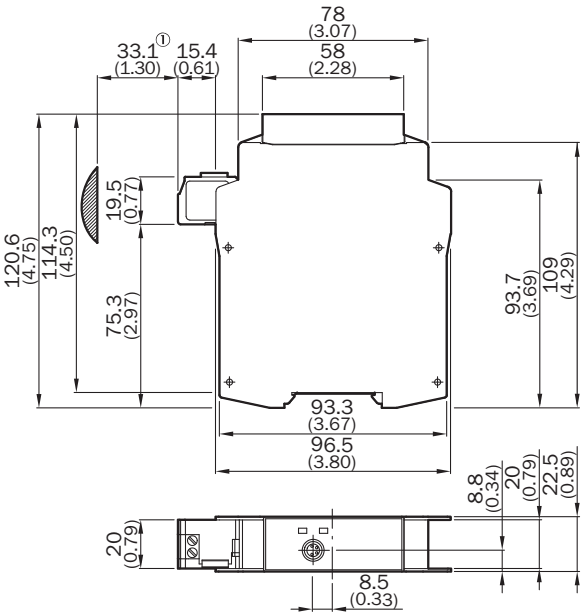
<b>EU declaration of conformity</b>	✓
<b>UK declaration of conformity</b>	✓
<b>ACMA declaration of conformity</b>	✓
<b>China-RoHS</b>	✓
<b>CCC certificate</b>	✓
<b>UK-Type-Examination approval</b>	✓
<b>cULus certificate</b>	✓
<b>KC Mark certificate</b>	✓
<b>cTUVus certificate</b>	✓
<b>S Mark certificate</b>	✓
<b>EC-Type-Examination approval</b>	✓

## Classifications

<b>ECLASS 5.0</b>	27243001
<b>ECLASS 5.1.4</b>	27243101
<b>ECLASS 6.0</b>	27243101
<b>ECLASS 6.2</b>	27243101
<b>ECLASS 7.0</b>	27243101
<b>ECLASS 8.0</b>	27243101
<b>ECLASS 8.1</b>	27243101
<b>ECLASS 9.0</b>	27243101
<b>ECLASS 10.0</b>	27243101
<b>ECLASS 11.0</b>	27243101
<b>ECLASS 12.0</b>	27243101
<b>ETIM 5.0</b>	EC001449
<b>ETIM 6.0</b>	EC001449
<b>ETIM 7.0</b>	EC001449

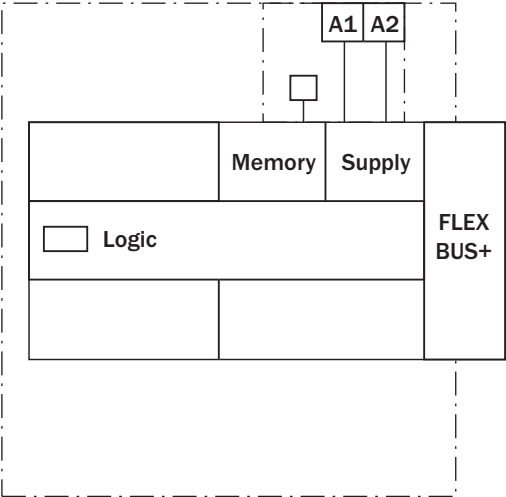
ETIM 8.0	EC001449
UNSPSC 16.0901	32151705

Dimensional drawing FX3-CPU0








Dimensions in mm (inch)  
① Approximate connector range

Connection diagram



## Recommended accessories

Other models and accessories → [www.sick.com/Flexi\\_Soft](http://www.sick.com/Flexi_Soft)

	Brief description	Type	part no.
system plugs and extension modules			
	<ul style="list-style-type: none"> <li><b>Description:</b> System plug: Voltage supply of the Flexi Soft system and storage of system configuration (without EFI-compatible devices)</li> <li><b>Connection systems:</b> Screw-type terminals</li> <li><b>Compatible devices:</b> For FX3-CPU0 and FX3-CPU1</li> </ul>	FX3-MPL000001	1043700
Safety relays			
	<ul style="list-style-type: none"> <li><b>Applications:</b> Output expansion module for OSSDs</li> <li><b>Compatible sensor types:</b> Safety sensors with OSSDs</li> <li><b>Connection type:</b> Front connector with spring terminals</li> <li><b>Restart interlock:</b> no</li> <li><b>External device monitoring (EDM):</b> Via path</li> <li><b>Outputs:</b> 4 enabling current paths (safe), 1 feedback current path (for use as external device monitoring, not safe), 1 signaling current path (not safe)</li> <li><b>Housing width:</b> 28 mm</li> </ul>	RLY3-OSSD400	1099971
	<ul style="list-style-type: none"> <li><b>Applications:</b> Output expansion module for OSSDs</li> <li><b>Compatible sensor types:</b> Safety sensors with OSSDs</li> <li><b>Connection type:</b> Front connector with spring terminals</li> <li><b>Restart interlock:</b> no</li> <li><b>External device monitoring (EDM):</b> Via path</li> <li><b>Outputs:</b> 2 enabling current paths (safe), 1 feedback current path (for use as external device monitoring, not safe)</li> <li><b>Housing width:</b> 18 mm</li> </ul>	RLY3-OSSD100	1085343
connectors and cables			
	<ul style="list-style-type: none"> <li><b>Connection type head A:</b> Male connector, M8, 4-pin, straight</li> <li><b>Connection type head B:</b> Male connector, USB-A, straight</li> <li><b>Cable:</b> 2 m, 4-wire, PVC</li> <li><b>Description:</b> Unshielded</li> </ul>	DSL-8U04G02M025KM:	6034574
	<ul style="list-style-type: none"> <li><b>Connection type head A:</b> Male connector, M8, 4-pin, straight</li> <li><b>Connection type head B:</b> Male connector, USB-A, straight</li> <li><b>Cable:</b> 10 m, 4-wire, PVC</li> <li><b>Description:</b> Unshielded</li> </ul>	DSL-8U04G10M025KM:	6034575

## SICK AT A GLANCE

SICK is one of the leading manufacturers of intelligent sensors and sensor solutions for industrial applications. A unique range of products and services creates the perfect basis for controlling processes securely and efficiently, protecting individuals from accidents and preventing damage to the environment.

We have extensive experience in a wide range of industries and understand their processes and requirements. With intelligent sensors, we can deliver exactly what our customers need. In application centers in Europe, Asia and North America, system solutions are tested and optimized in accordance with customer specifications. All this makes us a reliable supplier and development partner.

Comprehensive services complete our offering: SICK LifeTime Services provide support throughout the machine life cycle and ensure safety and productivity.

**For us, that is “Sensor Intelligence.”**

## WORLDWIDE PRESENCE:

Contacts and other locations –[www.sick.com](http://www.sick.com)